

Scaled data based on original data using
LM-79-08 Approved Method: Electrical and Photometric Measurements of Solid-
State Lighting Products

Test Report Prepared for
Cooper Lighting Solutions
(formerly Eaton)

Brand: McGRAW-EDISON

Report Number: P594226

Luminaire Tested: **ISC-PA1D-740-U-5WQ**

Issue Date: 3/22/2022

Test Information

Test Method: LM-79-08
Report Number: P594226
TEST IS SCALED FROM IESNA LM-79-08 TEST DATA (G1-2201-510-14)
Test Lab: INNOVATION CENTER
Issue Date: 3/22/2022
Manufacturer: COOPER LIGHTING SOLUTIONS (FORMERLY EATON)
Product Line: MCGRAW-EDISON
Catalog Number: ISC-PA1D-740-U-5WQ
Description: IMPACT ELITE LED CYLINDER LUMINAIRE
(1) 70 CRI, 4000K, 800mA LIGHT ENGINE WITH 24 LEDS AND TYPE V WIDE OPTICS
Light Source: -
Ballast/Driver: ELECTRONIC DRIVER

Summary

Lumens per Lamp: N/A
Luminaire Lumens: 8650 lumens
Efficiency: N/A
Efficacy: 137.3 lumens/watt
Luminous Opening: Rectangular (W 0.75' x L: 0.5' x H: 0')
IES Classification: Type V - Medium
BUG Rating: B3 - U0 - G2

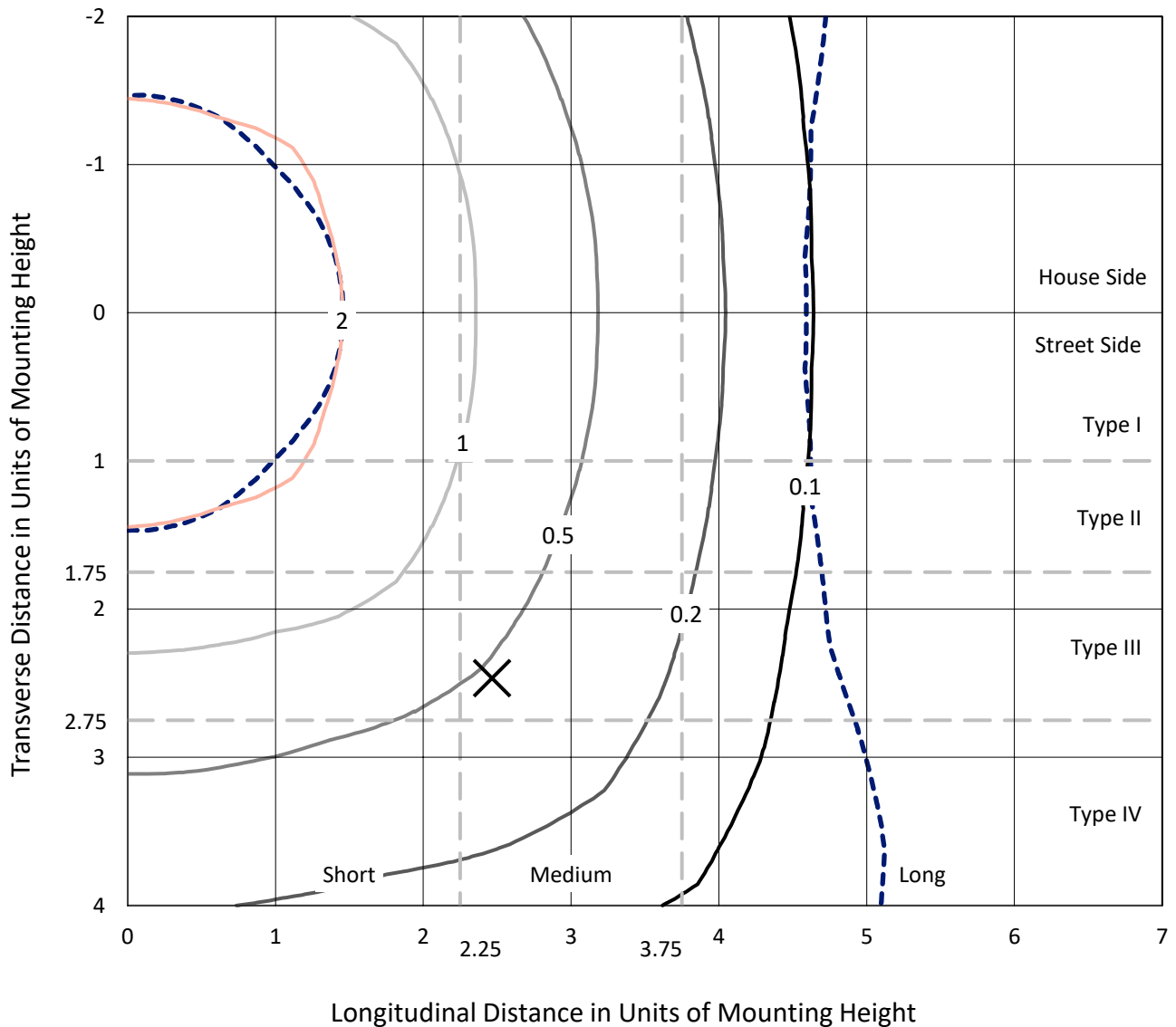
Input Watts (W): 63
Input Voltage (V): NR
Input Current (Ain): NR
Voltage Rise (V): NR
Power Factor: NR
Total Harmonic Distortion (THDi): NR
Frequency (hertz): 60
Stabilization Time: NR
Operation Time: NR
Ambient Temperature (°C): NR
Test Distance: 28.75 FT



REPORT NUMBER: P594226
 CATALOG NUMBER: ISC-PA1D-740-U-5WQ

Iso-Footcandle Lines of Horizontal Illumination

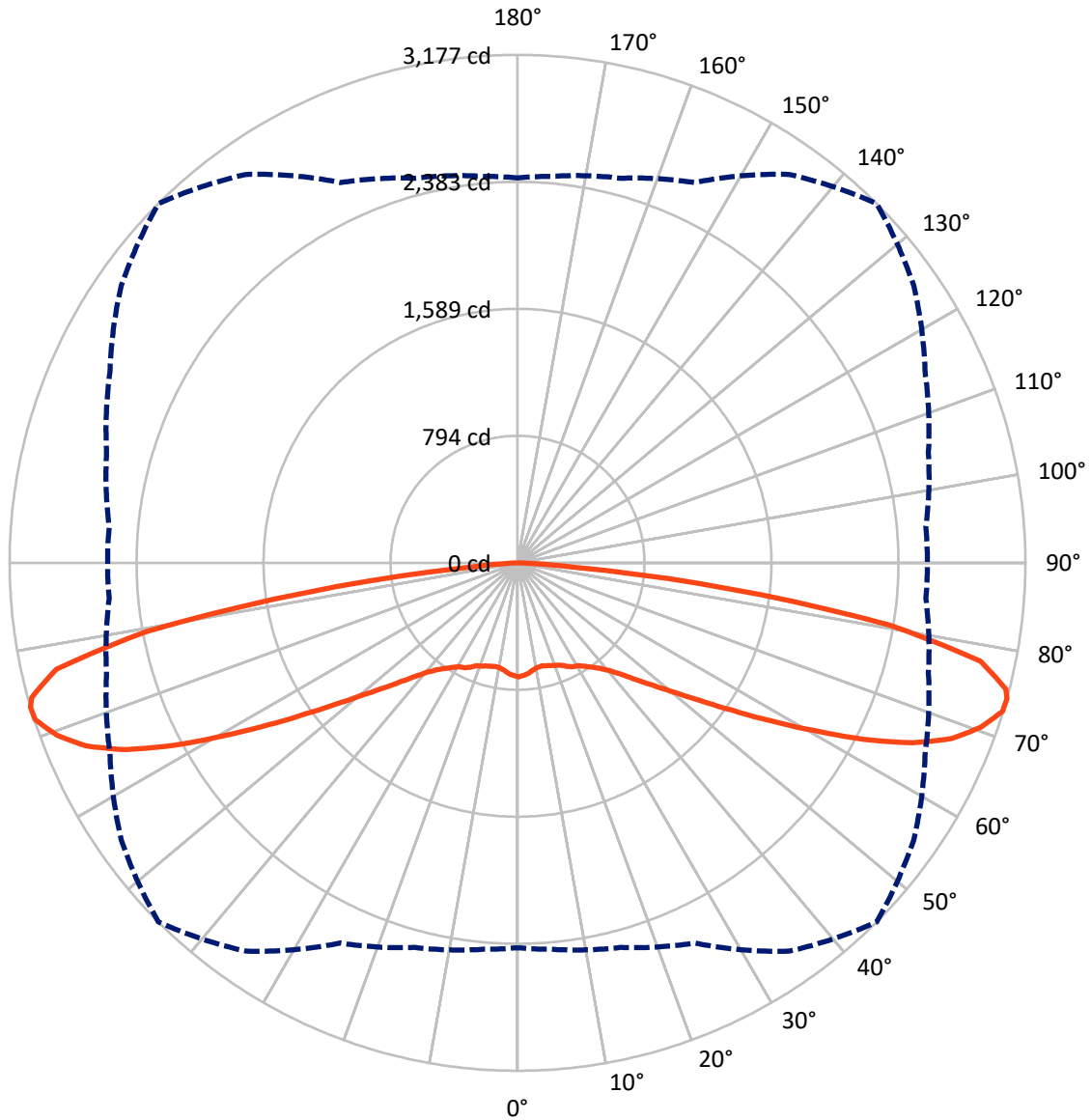
× Max cd
 - - - 1/2 Max cd



Based on 12 foot mounting height. Maximum calculated value = 5 fc
 Type V - Medium - N/A

REPORT NUMBER: P594226
CATALOG NUMBER: ISC-PA1D-740-U-5WQ

Luminous Intensity Polar Plot



— Vertical Plane Through 45-Deg Lateral - - - Horizontal Cone Through 74-Deg Vertical

REPORT NUMBER: P594226
 CATALOG NUMBER: ISC-PA1D-740-U-5WQ

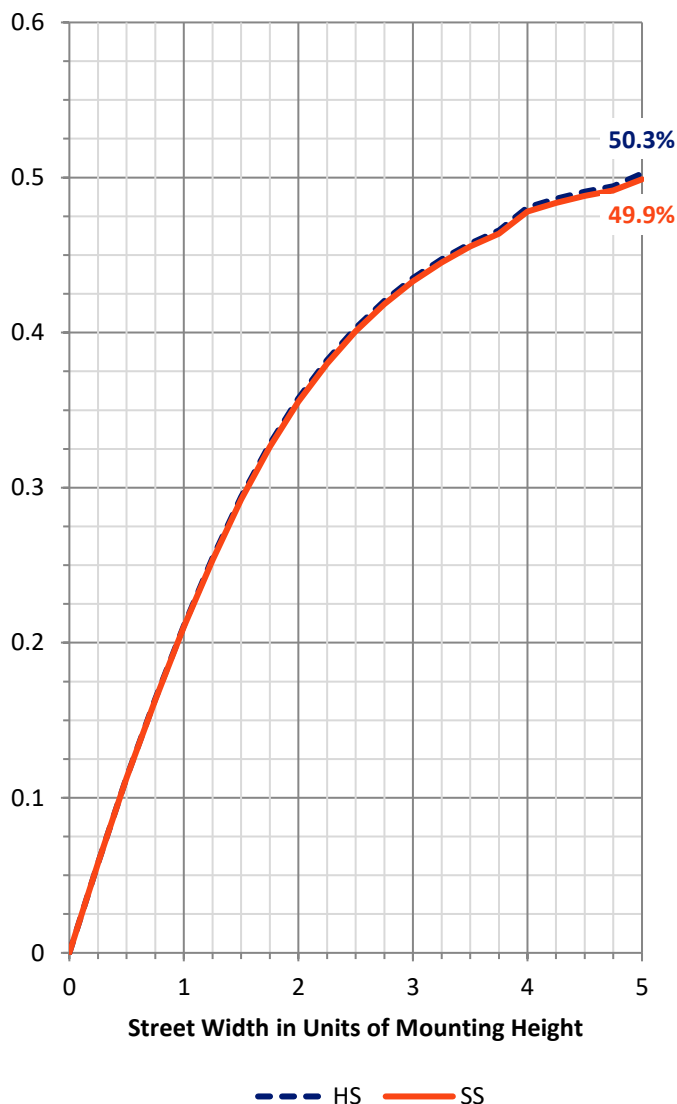
FLUX DISTRIBUTION:

		Downward	Upward	Total
House Side	Lumens	4325.0	0.0	4325.0
	% Fixture	50.0	0.0	50.0
Street Side	Lumens	4325.0	0.0	4325.0
	% Fixture	50.0	0.0	50.0
Total	Lumens	8650.0	0.0	8650.0
	% Fixture	100.0	0.0	100.0

ZONAL LUMENS:

Zone	Lumens	% Fixture
0°-10°	65.4	0.8
10°-20°	191.6	2.2
20°-30°	331.0	3.8
30°-40°	506.9	5.9
40°-50°	824.6	9.5
50°-60°	1430.1	16.5
60°-70°	2368.4	27.4
70°-80°	2562.6	29.6
80°-90°	369.3	4.3
90°-100°	0.0	0.0
100°-110°	0.0	0.0
110°-120°	0.0	0.0
120°-130°	0.0	0.0
130°-140°	0.0	0.0
140°-150°	0.0	0.0
150°-160°	0.0	0.0
160°-170°	0.0	0.0
170°-180°	0.0	0.0
0°-90°	8650.0	100.0
0°-180°	8650.0	100.0

Coefficient of Utilization

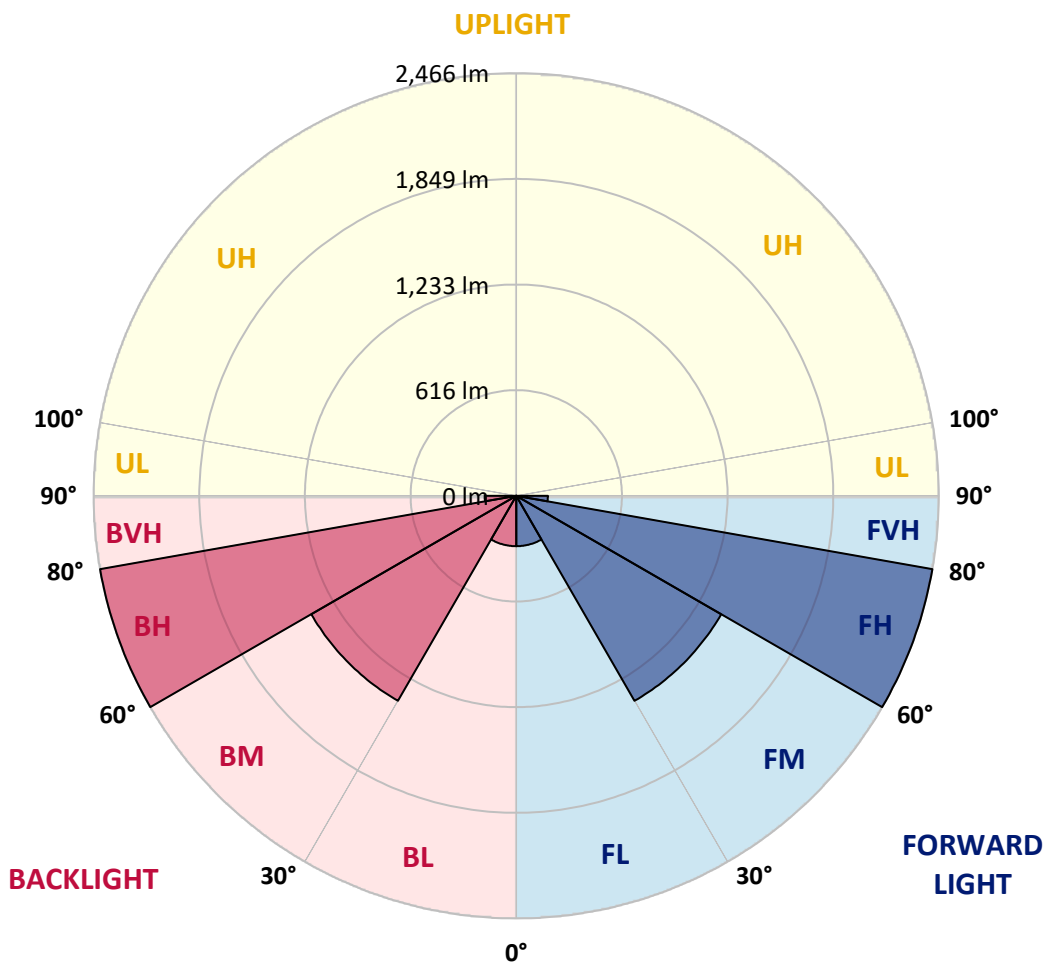


REPORT NUMBER: P594226
 CATALOG NUMBER: ISC-PA1D-740-U-5WQ

LUMINAIRE CLASSIFICATION SYSTEM LUMEN TABLE AND BUG RATING:

Zone	Lumens	% Fixture	Zone Rating/Lumen Limit		
			B	U	G
FL (0°-30°)	294.0	3.4			
FM (30°-60°)	1380.8	16.0			
FH (60°-80°)	2465.5	28.5			G2/5000
FVH (80°-90°)	184.7	2.1			G2/225
BL (0°-30°)	294.0	3.4	B1/500		
BM (30°-60°)	1380.8	16.0	B2/2500		
BH (60°-80°)	2465.5	28.5	B3/2500		G2/5000
BVH (80°-90°)	184.7	2.1			G2/225
UL (90°-100°)	0.0	0.0		U0/0	
UH (100°-180°)	0.0	0.0		U0/0	

BUG Rating: B3-U0-G2
 Type V Medium





REPORT NUMBER: P594226
 CATALOG NUMBER: ISC-PA1D-740-U-5WQ

CANDELA DISTRIBUTION (FULL):

	0°	5°	15°	25°	35°	45°	55°	65°	75°	85°	90°
0°	713.6	713.6	713.6	713.6	713.6	713.6	713.6	713.6	713.6	713.6	713.6
2.5°	703.3	705.4	705.4	703.3	705.4	705.4	705.4	707.4	705.4	709.5	707.4
5°	693.0	693.0	695.1	693.0	693.0	695.1	693.0	697.1	695.1	699.2	695.1
7.5°	676.6	676.6	676.6	676.6	678.6	678.6	678.6	682.7	682.7	682.7	680.7
10°	672.5	670.4	670.4	666.3	666.3	666.3	664.2	670.4	672.5	676.6	674.5
12.5°	674.5	674.5	670.4	666.3	664.2	662.2	662.2	668.4	674.5	676.6	676.6
15°	682.7	682.7	676.6	668.4	668.4	668.4	666.3	668.4	678.6	682.7	678.6
17.5°	688.9	686.9	680.7	676.6	676.6	674.5	674.5	674.5	680.7	686.9	686.9
20°	699.2	699.2	691.0	686.9	686.9	684.8	682.7	680.7	686.9	695.1	693.0
22.5°	713.6	709.5	703.3	699.2	697.1	695.1	691.0	693.0	697.1	703.3	703.3
25°	723.9	723.9	717.7	715.7	717.7	717.7	711.5	707.4	709.5	715.7	715.7
27.5°	728.0	728.0	723.9	723.9	732.1	736.2	728.0	719.8	715.7	721.8	719.8
30°	744.4	744.4	740.3	738.3	744.4	746.5	742.4	736.2	734.2	740.3	738.3
32.5°	773.2	771.2	765.0	758.8	760.9	771.2	763.0	760.9	760.9	767.1	769.1
35°	806.1	802.0	795.9	789.7	791.7	802.0	793.8	793.8	795.9	804.1	804.1
37.5°	853.4	849.3	841.1	826.7	824.6	837.0	834.9	837.0	845.2	849.3	853.4
40°	904.8	902.8	892.5	880.2	878.1	886.3	888.4	892.5	900.7	904.8	906.9
42.5°	978.9	974.8	958.3	946.0	943.9	954.2	958.3	962.4	972.7	976.8	980.9
45°	1069.4	1067.3	1048.8	1034.4	1028.2	1042.6	1042.6	1046.7	1057.0	1065.3	1065.3
47.5°	1168.1	1166.0	1151.6	1135.2	1137.2	1147.5	1145.5	1147.5	1155.7	1164.0	1170.1
50°	1279.1	1273.0	1256.5	1252.4	1262.7	1273.0	1264.7	1262.7	1275.0	1279.1	1277.1
52.5°	1400.5	1394.3	1386.1	1386.1	1410.7	1429.3	1423.1	1404.6	1404.6	1402.5	1400.5
55°	1544.4	1540.3	1538.2	1548.5	1589.7	1626.7	1604.1	1569.1	1554.7	1546.5	1550.6
57.5°	1694.5	1684.3	1702.8	1725.4	1807.6	1861.1	1826.2	1760.3	1739.8	1723.3	1715.1
60°	1846.7	1842.6	1869.3	1922.8	2040.0	2130.5	2083.2	1974.2	1937.2	1900.2	1900.2
62.5°	1994.8	1990.7	2029.7	2112.0	2297.1	2430.8	2344.4	2206.6	2134.6	2079.1	2070.9
65°	2173.7	2167.5	2210.7	2299.1	2545.9	2714.5	2605.6	2424.6	2338.2	2262.1	2251.8
67.5°	2319.7	2319.7	2377.3	2486.3	2755.7	2932.5	2796.8	2640.5	2539.7	2461.6	2453.4
70°	2459.5	2471.9	2515.1	2622.0	2916.1	3076.5	2953.1	2813.3	2722.8	2644.6	2636.4
72.5°	2519.2	2535.6	2578.8	2683.7	2986.0	3173.1	3029.2	2868.8	2772.1	2694.0	2683.7
74°	2408.1	2426.6	2490.4	2624.1	2965.4	3177.3	3025.1	2813.3	2661.1	2564.4	2564.4
75°	2282.7	2307.4	2383.5	2527.4	2922.3	3154.6	2981.9	2724.8	2513.0	2399.9	2406.1
77.5°	1760.3	1813.8	1896.1	2122.3	2622.0	2961.3	2650.8	2186.0	1846.7	1678.1	1674.0
80°	501.8	575.8	763.0	1266.8	1992.7	2358.8	1947.5	1293.5	913.1	695.1	668.4
82.5°	121.3	141.9	195.4	357.8	851.4	1332.6	964.5	423.6	255.0	166.6	133.7
85°	51.4	55.5	88.4	123.4	234.4	353.7	224.2	144.0	104.9	47.3	45.2
87.5°	18.5	20.6	32.9	32.9	49.4	28.8	51.4	35.0	37.0	12.3	12.3
90°	0.0	0.0	0.0	0.0	0.0	0.0	0.0	0.0	0.0	0.0	0.0

(END OF REPORT)